

County of Santa Clara

Office of Supportive Housing

150 W. Tasman Drive
San Jose, CA 95134
(408) 278-6400 Main
(669) 220-1444 Fax



February 27, 2024

TO: Board of Supervisors

FROM: Consuelo Hernandez, Director, Office of Supportive Housing (OSH)

SUBJECT: Heading Home Data Dashboard

The Heading Home Dashboard highlights trends and successes of the first two years of the Heading Home campaign between October 2021 and December 2023. The Heading Home campaign is an effort to establish a system through which homelessness among Santa Clara County families with children, including pregnant women, becomes rare, brief, and non-recurring.

Appendix A: Housing Placements and Prevention

This appendix highlights data on the progress toward housing families with children as part of Heading Home. Between October 1, 2021 and December 31, 2023, 1,550 families with children (representing 2,196 adults and 2,997 children) obtained permanent housing. Of these families, 1,358 entered a subsidized housing program (Permanent Supportive Housing (PSH), Rapid Rehousing (RRH), or Emergency Housing Voucher (EHV), and the remainder resolved their homelessness either through a non-subsidized rental unit, room rental, staying permanently with family or friends, or another resolution. An additional 260 families were in housing search for EHV, RRH, or PSH.

Of the 2,997 children who were housed during the 2-year period, six percent (190) were infants under one year old and 36 percent (1,078) were between one and five years old at the time of housing placement. Forty-two households had a pregnant person at the time of housing placement.

An additional 2,313 families with children were served through the homelessness prevention system, receiving financial assistance, case management, and other services to help maintain stable housing and prevent their entry into homelessness. Families with children made up 47 percent of the total households served through prevention programs during the first two years of the campaign.

Appendix B: Housing Placements and Inflow Analysis

Chart one shows the number of families with children that moved into permanent housing (housing placements) by month. Since the beginning of the Heading Home campaign, 1,550 families with children were placed in permanent housing (an average of 57 per month). The impact of expanded resources, especially EHV, is clear through the increased numbers of families housed per month starting in October 2022 and peaking in March 2023, with 109 families housed in one month.

Chart two shows the intervention ranges for the 2,029 families who completed the Family VI-SPDAT for the first time between October 1, 2021 and December 31, 2023. Fifty percent of families assessed scored in the Rapid Rehousing (RRH) range, 40 percent in the Permanent Supportive Housing (PSH) range, and 10 percent in the minimal intervention range. This is important because it helps to project future supportive service needs.

Chart three shows where people who completed the Family VI-SPDAT were most frequently sleeping at the time of their assessment. Families self-reported sleeping most frequently in cars (30 percent) or shelters (25 percent).

Appendix C: Current Enrollments of Families with Children

This appendix shows the number of families with children who are currently enrolled in various housing interventions across the supportive housing system. Households may be enrolled in multiple project types, for example, a household could be enrolled in emergency shelter while also in housing search with an EHV. There are 1,195 families with children who are currently housed in permanent housing programs. The largest number of enrollments include the EHV program (558 housed and 96 in housing search) and RRH (367 housed and 100 in housing search).

Appendix D: Demographics of Housed Families with Children

The charts in this appendix include demographic data for families with children who obtained permanent housing over the past two years. Eighty-one percent of families have a female head of household and 65 percent are Hispanic/Latinx. This appendix includes additional information about the backgrounds of families with children who were housed, as self-reported through their VI-SPDAT assessment. Fifty-two percent of family heads of household are survivors of domestic violence and nearly half of households include a head of household living with a mental health challenge.



Appendix A: Housing Placements and Prevention



Office of Supportive Housing

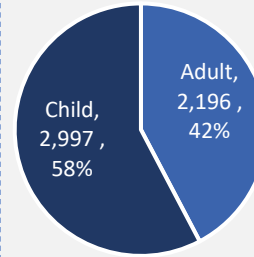
Heading Home Family
Dashboard

October 1, 2021 –
December 31, 2023

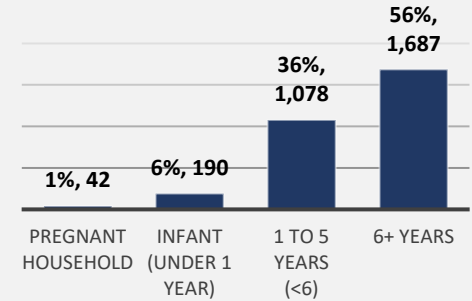
1,550 Families with Children Housed

*(From October 2021 to
December 2023)*

5,193 Total People
Housed

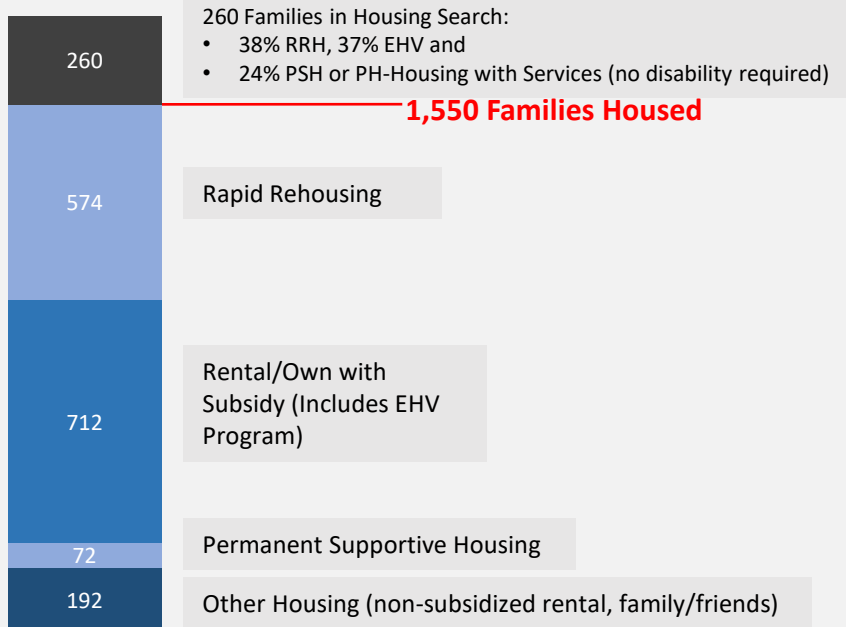


Children (0-17 Years), by Age
When Housed



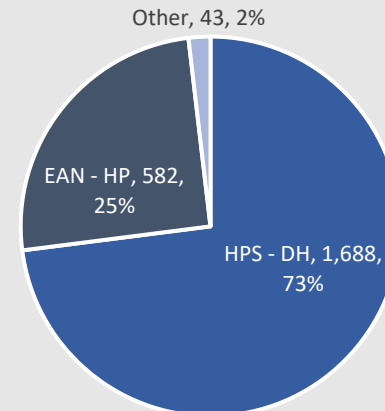
1,810 Families are Housed or Currently in Housing Search

1,810 Families represents 2,645 adults and 3,374 children



Homelessness Prevention: 2,313 Families with Children Served (Oct. 1, 2021 to Dec. 31, 2023 Enrollment Start Date)

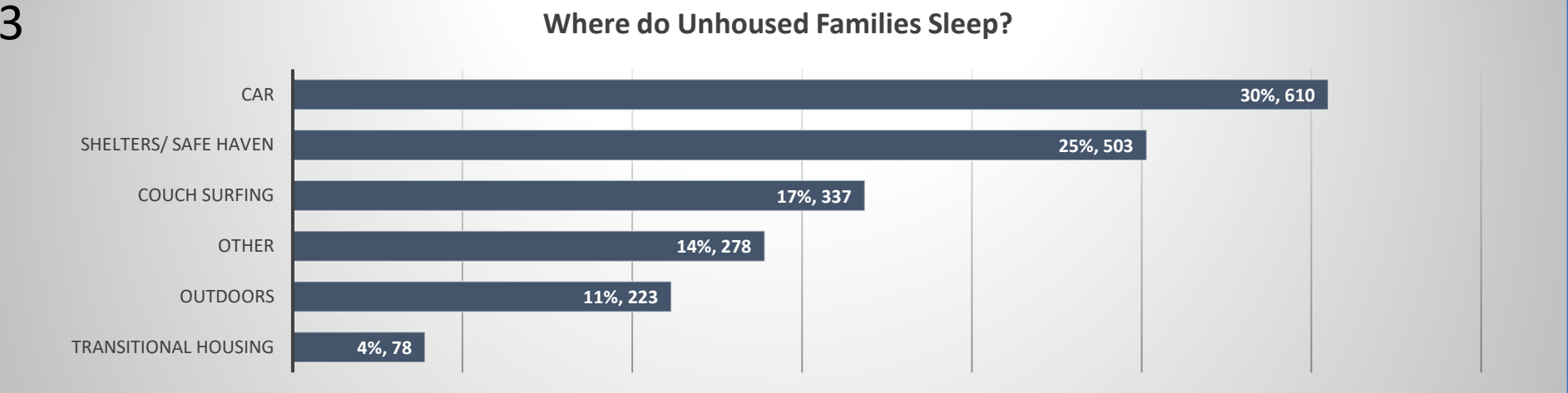
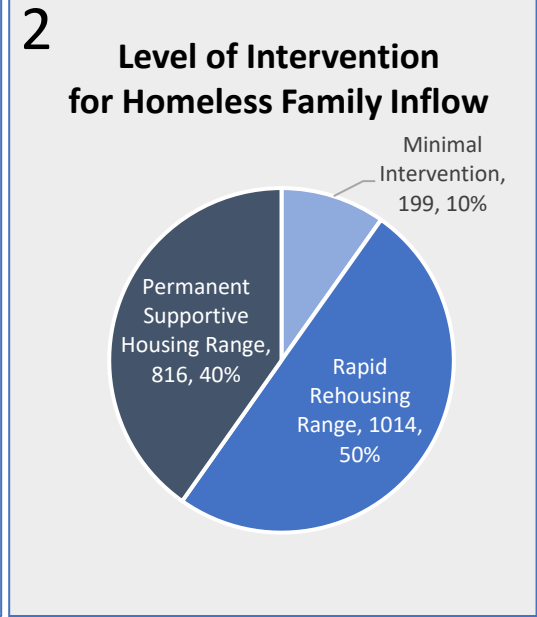
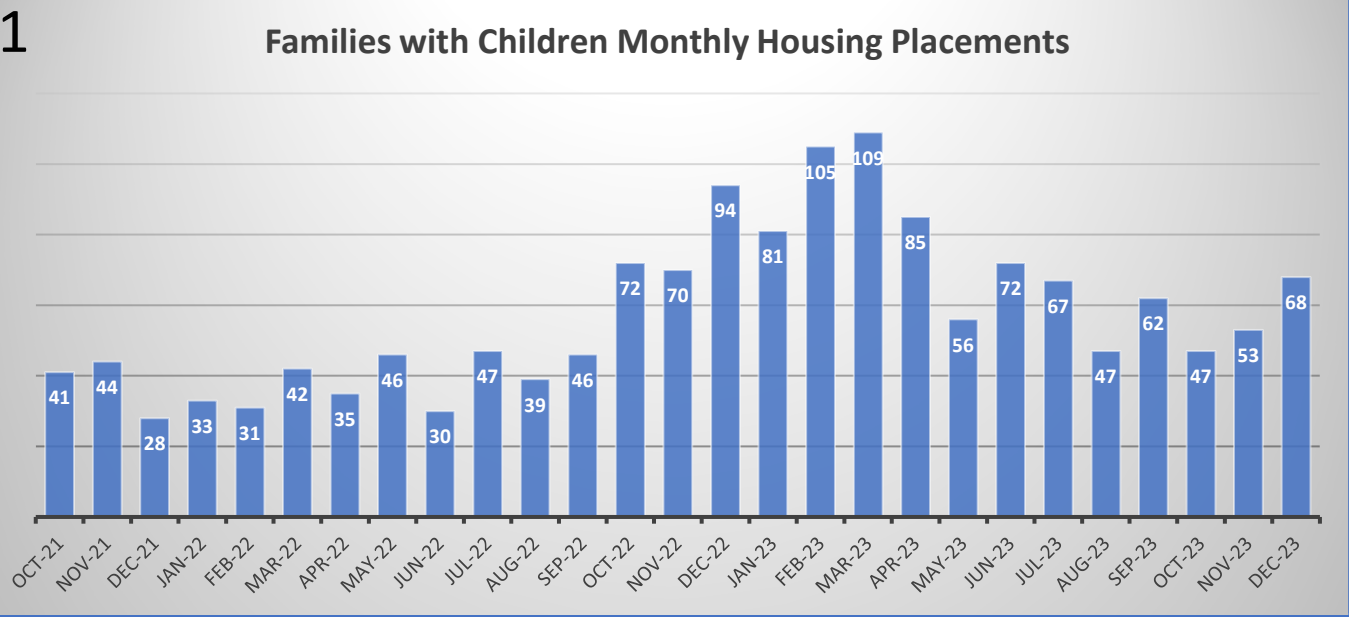
Out of a total of 4,954 Households who enrolled in Homelessness Prevention programs, 47% (2,313) were Families with Children



Appendix B: Housing Placements and Homeless Inflow Analysis

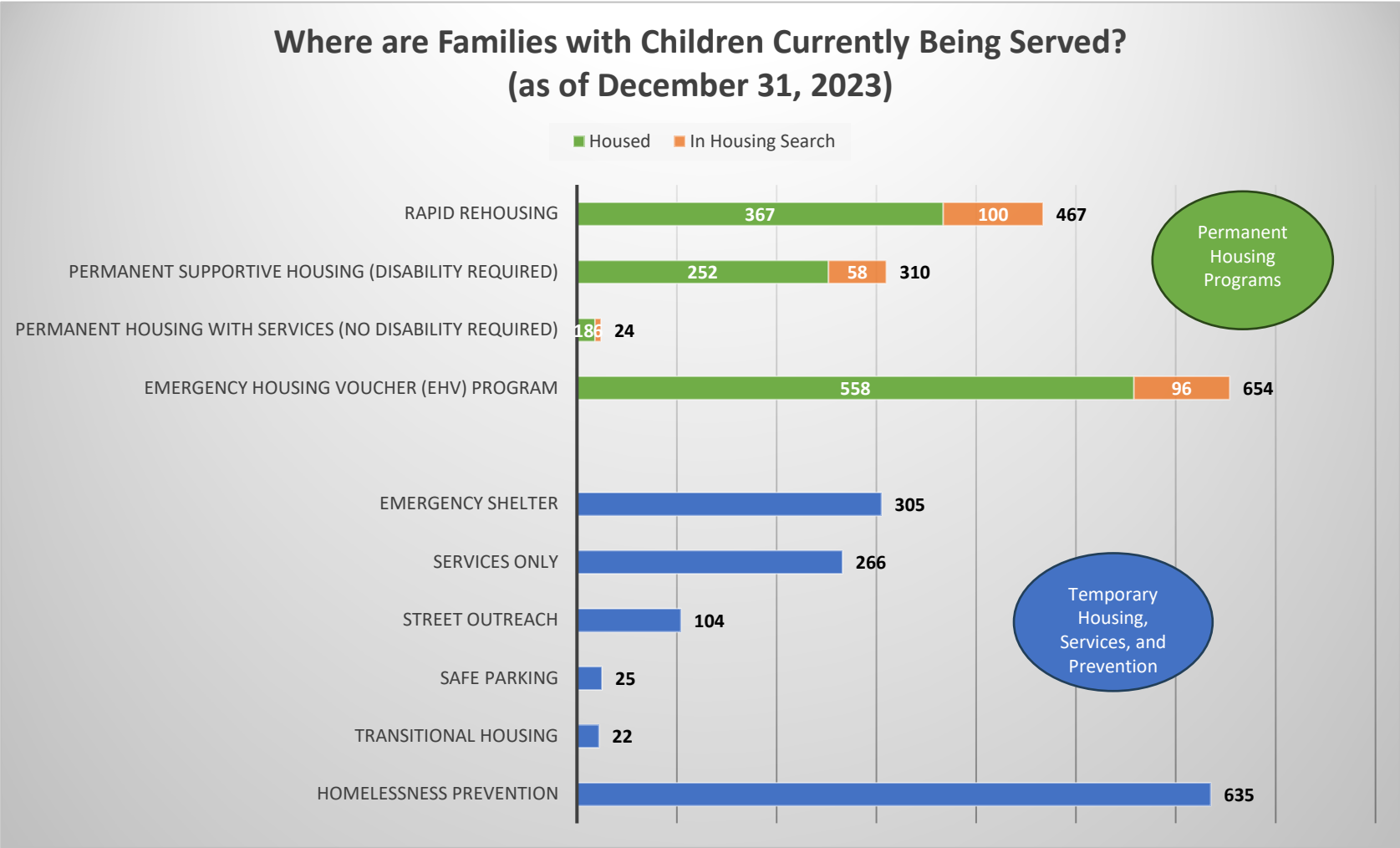
Over the past 2 years and 3 months,

- 1,550 families with children were placed in permanent housing (an average of 57 families/month).
- 2,029 families were assessed with the VI-SPDAT for the first time (an average of 75 families/month); 50% of families score in the Rapid Rehousing range, 40% score in the Permanent Supportive Housing range, and 10% of families scored in the minimal range of housing intervention.
- Families assessed for the first time reported sleeping most frequently in cars (30%) or shelters (25%), followed by couch surfing (17%) and other (14%).



Appendix C: Current Enrollments of Families with Children

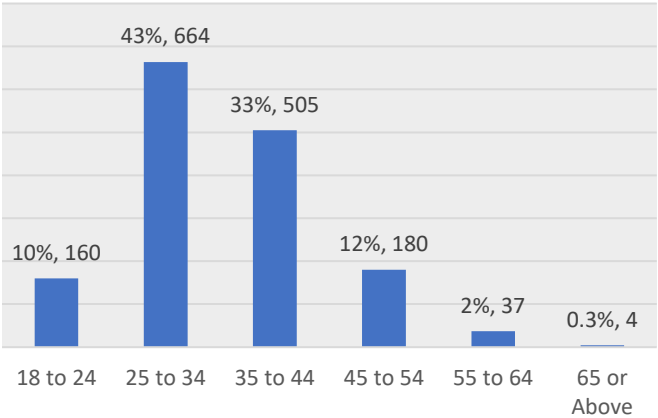
- 2,588 families with children are currently enrolled in various housing, shelter, service and prevention programs within the County.
- 1,195 families with children are currently housed in permanent housing programs with the majority in the EHV program, followed by various Rapid Rehousing programs.
- A household may be enrolled in multiple project types. For example, a family may be enrolled in both a Rapid Rehousing program and an Employment & Training (Services only) program.



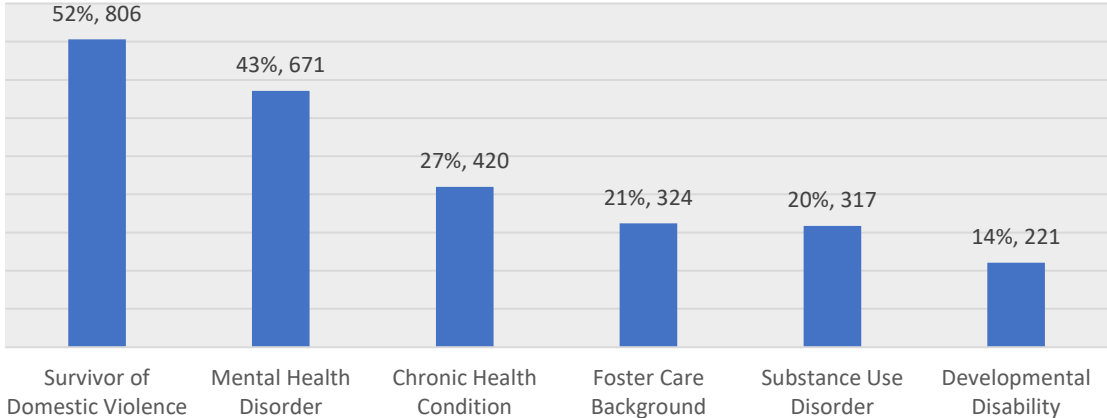
Appendix D: Demographics of Housed Families with Children

- The following charts show self-reported demographics for the 1,550 family heads of household who were housed between October 1, 2021 to December 31, 2023.
- 81% have a female head of household; 76% are in age range 25 to 44 years; 65% report having a Hispanic/Latina/e/o ethnicity.
- 52% are survivors of domestic violence; 43% self-report having a mental health disorder and 27% a chronic health condition

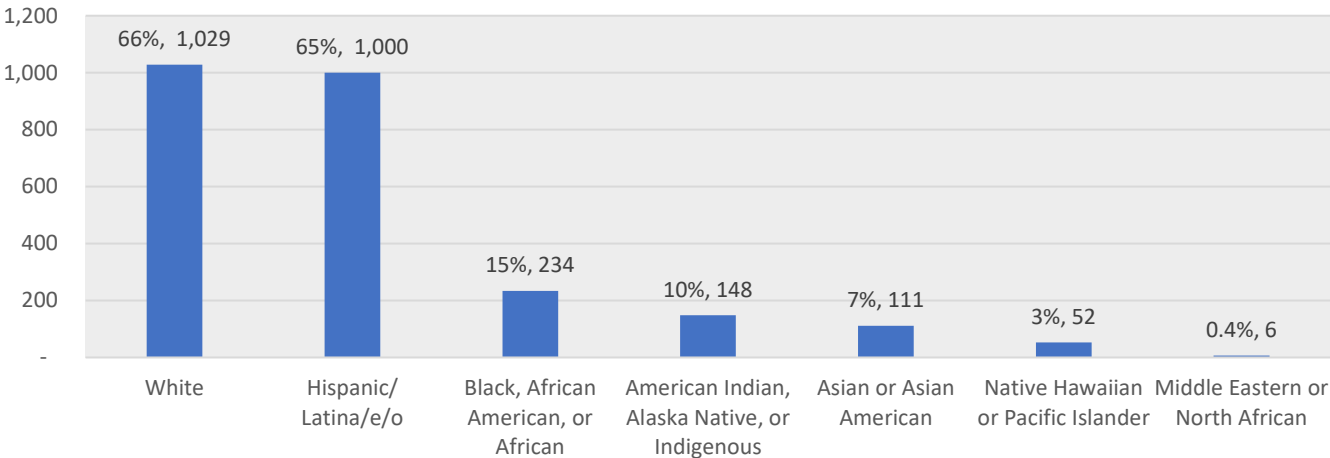
By Age Tier



Household Background/Disabilities (Head of Household)



By Race and Ethnicity
(Multiple responses allowed)



By Gender

